


How to Draw Cute Kawaii Characters in Simple Steps

Kawaii, meaning "cute" or "adorable" in Japanese, has become a global phenomenon, inspiring countless fans of all ages. Its popularity is evident in various forms, from anime and manga to fashion and accessories. If you're looking to create your own adorable kawaii characters, this comprehensive guide will provide you with step-by-step instructions and valuable tips to help you master the art of drawing kawaii.

The foundation of kawaii drawings lies in understanding basic shapes and proportions. Start by sketching out simple geometric shapes, such as circles, squares, and ovals. These shapes will form the basis of your character's head, body, and other features.

For a classic kawaii look, keep the proportions of your character's head slightly larger than the body. The eyes should be large and expressive, occupying a significant portion of the face.



How to Draw: Cute Kawaii: in simple steps by Yishan Li

★★★★☆ 4.4 out of 5

Language : English

File size : 124907 KB

Screen Reader : Supported

Print length : 128 pages

FREE

DOWNLOAD E-BOOK



The head is the most crucial part of a kawaii character, as it conveys its personality and expression. Follow these steps to draw a cute kawaii head:

1. Start with a circle for the head.
2. Add two smaller circles within the head for the eyes.
3. Draw curved lines to create the eyelashes.
4. Add a small nose and mouth.
5. Sketch a "V" shape on top of the head for the hair tuft or hair clip.

The body of a kawaii character is typically simplified and stylized. Here's how to draw a basic kawaii body:

1. Draw a simple oval shape for the torso.
2. Add two curved lines for the arms.
3. Sketch two lines for the legs, extending them slightly below the torso.
4. Draw the hands and feet as circles or simple shapes.

Once you have the basic structure of your character, it's time to add details and expressions that bring it to life.

Eyes: The eyes are the most expressive feature of a kawaii character. Vary the shape and size of the eyes to convey different emotions. Add sparkles, highlights, and eyelashes to make the eyes more appealing.

Nose and Mouth: The nose and mouth are usually simplified into small and cute shapes. The nose can be a small dot or a triangle, while the mouth can be a small line or a curved smile.

Hair: Kawaii characters often have distinctive hairstyles, such as pigtails, buns, or fluffy hair. Use curved lines and soft edges to create these hairstyles.

Accessories: Accessories can add personality and cuteness to your character. Draw bows, ribbons, headbands, or other accessories on your character's head or body.

- **Use light, flowing lines:** Kawaii drawings are characterized by their soft and gentle lines. Avoid sharp edges or angles.
- **Experiment with colors:** Kawaii characters often use bright and pastel colors. Experiment with different color combinations to find the perfect palette for your character.
- **Add sparkles and hearts:** Sparkles and hearts are essential elements of kawaii drawings. Add them to the eyes, clothes, or background to enhance the cuteness factor.
- **Keep it simple:** Kawaii characters are known for their simplicity. Avoid cluttering your drawing with excessive details.
- **Practice regularly:** The key to mastering kawaii art is practice. Sketch often and experiment with different characters and expressions.

Let's put the principles we've learned into practice by drawing an adorable kawaii cat.

Step 1: Draw a circle for the head.

Step 2: Add two smaller circles within the head for the eyes.


Step 3: Sketch curved lines to create the eyelashes.

Step 4: Add a small triangular nose.

Step 5: Draw a "W" shape for the mouth.

Step 6: Sketch an oval shape for the torso.

Step 7: Add two curved lines for the front legs.



How to Draw: Cute Kawaii: in simple steps by Yishan Li

★ ★ ★ ★ ☆ 4.4 out of 5

Language : English


File size : 124907 KB

Screen Reader : Supported

Print length : 128 pages

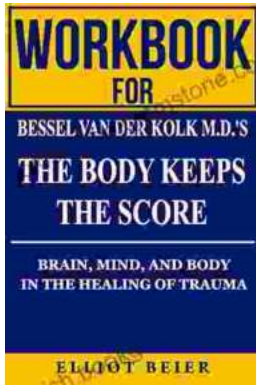
FREE

DOWNLOAD E-BOOK



Barn Find Road Trip: Unearthing Hidden Automotive Treasures

In the realm of automotive enthusiasts, there exists an almost mythical allure to the concept of barn finds - classic or unique cars that have been left...



Workbook for Bessel van der Kolk's "The Body Keeps the Score": A Comprehensive Guide to Healing Trauma through Mind-Body Integration

Trauma is a pervasive issue that affects millions of people worldwide. Bessel van der Kolk's groundbreaking book, "The Body Keeps the Score," has revolutionized our...