

How to Teach Drama to Kids: A Comprehensive Guide for Educators


Drama is an invaluable tool for educating children. It fosters creativity, imagination, confidence, and a wide range of other essential life skills. However, teaching drama to kids can be a daunting task, especially for those without a background in the performing arts. This comprehensive guide will provide educators with everything they need to know to engage and inspire young learners through the transformative power of drama.

The benefits of teaching drama to kids are numerous and far-reaching. Here are just a few:

- **Enhances Creativity and Imagination:** Drama encourages children to think outside the box, explore different perspectives, and express themselves creatively.
- **Develops Confidence and Self-Esteem:** Performing in front of an audience can be nerve-wracking, but it also helps children build confidence in themselves and their abilities.
- **Improves Communication and Language Skills:** Drama activities require children to use their voices, bodies, and imaginations to communicate effectively. This enhances their verbal and nonverbal language skills.
- **Cultivates Teamwork and Collaboration:** Working together on a drama project teaches children the importance of cooperation, listening to others, and respecting different ideas.

- **Provides an Emotional Outlet:** Drama allows children to explore and express their emotions in a safe and controlled environment. This can help them develop emotional intelligence and cope with challenging situations.

To get started teaching drama to kids, you don't need any elaborate resources or fancy equipment. All you need is a willingness to play, explore, and share with your students.



How To Teach Drama To Kids: Your Step By Step Guide To Teaching Drama To Kids by Philip K. Dick

★★★★☆ 4 out of 5

Language	: English
File size	: 5096 KB
Text-to-Speech	: Enabled
Screen Reader	: Supported
Enhanced typesetting	: Enabled
Word Wise	: Enabled
Print length	: 120 pages
Lending	: Enabled



- **Start with Simple Games:** Begin with fun and engaging drama games to warm up and encourage creativity.
- **Create a Safe and Supportive Environment:** Make sure your students feel comfortable and respected in your drama class.
- **Let Students Explore:** Encourage your students to try different roles, voices, and characters. Let their imaginations run wild.

- **Use Props and Costumes:** Props and costumes can help children bring their characters to life and enhance the drama experience.
- **Provide Constructive Feedback:** Offer positive and helpful feedback to your students, focusing on their strengths and areas for improvement.

Planning engaging and educational drama lessons is essential for successful teaching. Here are some tips:

- **Set Clear Learning Objectives:** Determine what you want your students to learn from each lesson.
- **Choose Age-Appropriate Activities:** Adapt activities to the developmental level and interests of your students.
- **Incorporate Multiple Skills:** Include activities that develop different skills, such as communication, creativity, and teamwork.
- **Provide Variety:** Offer a range of activities, including improvisation games, storytelling, role-playing, and script work.
- **Encourage Student Participation:** Give every student a chance to participate and voice their ideas.

The approach to teaching drama should vary depending on the age group of your students. Here are some guidelines:

Preschool and Kindergarten:

- Focus on imaginative play and storytelling.
- Use simple props and costumes.

- Keep activities short and engaging.

Elementary School:

- Introduce basic acting techniques and improvisation.
- Encourage students to work together on projects.
- Provide opportunities for performance.

Middle School:

- Explore more advanced acting techniques, such as character development and script analysis.
- Encourage students to develop their own plays and performances.
- Provide opportunities for collaboration with other classes.

High School:

- Offer specialized drama electives, such as acting, directing, and technical theater.
- Allow students to take on leadership roles in productions.
- Encourage students to pursue drama beyond the classroom.

Assessing students' progress in drama is an important part of teaching. Here are some effective methods:

- **Observation:** Observe students' participation, creativity, and communication skills during activities.


- **Performances:** Evaluate students' performances in class presentations or productions.
- **Self-Reflection:** Ask students to reflect on their own learning and progress.
- **Feedback from Peers:** Encourage students to provide constructive feedback to each other.
- **Portfolio Development:** Have students collect and showcase their work, including scripts, character sketches, and performance evaluations.

There are numerous resources available to support drama educators. Here are a few:

- **Drama Organizations:** Join organizations like the Drama Teachers Association (DTA) and the American Alliance for Theatre Education (AATE).
- **Workshops and Training:** Attend workshops and professional development opportunities to enhance your teaching skills.
- **Online Resources:** Explore online resources, such as the DTA website and the National Endowment for the Arts toolkit for drama education.
- **Collaboration with Other Educators:** Connect with other drama teachers and share ideas and resources.

Teaching drama to kids is an incredibly rewarding experience that fosters creativity, communication, confidence, and a range of other essential life skills. By following the guidelines and tips outlined in this comprehensive


guide, educators can empower their students to explore their imaginations, express themselves freely, and develop a deep appreciation for the transformative power of the performing arts. Remember, the most important aspect of teaching drama to kids is to create a fun, supportive, and engaging learning environment where every student feels valued and inspired to unleash their inner artist.



How To Teach Drama To Kids: Your Step By Step Guide To Teaching Drama To Kids by Philip K. Dick

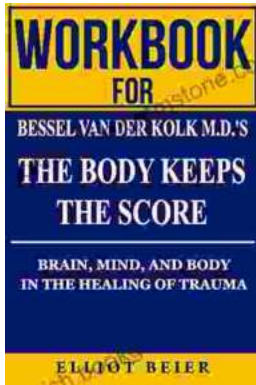
★★★★☆ 4 out of 5

Language : English
File size : 5096 KB
Text-to-Speech : Enabled
Screen Reader : Supported
Enhanced typesetting : Enabled
Word Wise : Enabled
Print length : 120 pages
Lending : Enabled



Barn Find Road Trip: Unearthing Hidden Automotive Treasures

In the realm of automotive enthusiasts, there exists an almost mythical allure to the concept of barn finds - classic or unique cars that have been left...



Workbook for Bessel van der Kolk's "The Body Keeps the Score": A Comprehensive Guide to Healing Trauma through Mind-Body Integration

Trauma is a pervasive issue that affects millions of people worldwide. Bessel van der Kolk's groundbreaking book, "The Body Keeps the Score," has revolutionized our...