


The Complete Idiot's Guide to Ventriloquism: Master the Art of Giving Voice to the Unseen

Have you ever been fascinated by the captivating skill of ventriloquism? The ability to create the illusion that a voice is coming from someone or something other than yourself is a magical art form that can entertain audiences of all ages.

If you've always dreamed of becoming a ventriloquist, "The Complete Idiot's Guide to Ventriloquism" is the perfect resource for you. This comprehensive guide will walk you through every aspect of ventriloquism, from choosing your puppet to developing your technique.



The Complete Idiot's Guide to Ventriloquism by Taylor Mason

★★★★☆ 4.5 out of 5

Language	: English
File size	: 1097 KB
Text-to-Speech	: Enabled
Screen Reader	: Supported
Enhanced typesetting	: Enabled
Word Wise	: Enabled
Print length	: 323 pages



Chapter 1: Choosing Your Puppet

Your puppet is your partner in crime, so it's important to choose one that you love and that complements your personality. Consider the following factors when selecting your puppet:

- **Type of puppet:** There are many different types of puppets, including hand puppets, rod puppets, and marionettes. Choose a type that you're comfortable handling and that suits your performance style.
- **Appearance:** Your puppet's appearance should be consistent with your character. A puppet with a mischievous grin might be a good choice for a comedian, while a puppet with a gentle expression might be better suited for a storyteller.
- **Size:** The size of your puppet should be appropriate for the size of your stage and audience. A small puppet might be lost on a large stage, while a large puppet might be too cumbersome to manipulate.

Chapter 2: Mastering the Basics

Once you've chosen your puppet, it's time to start learning the basics of ventriloquism. This includes developing your breathing, voice projection, and hand movements.

1. **Breathing:** Ventriloquism requires you to control your breathing so that you can speak without moving your lips. Practice taking deep breaths and exhaling slowly and steadily.
2. **Voice projection:** To create the illusion that the voice is coming from your puppet, you need to project your voice from your diaphragm. Practice speaking in a clear and resonant voice.
3. **Hand movements:** Your hand movements should complement your puppet's movements and help to bring it to life. Practice moving your puppet's head, arms, and legs in a natural and expressive way.

Chapter 3: Developing Your Character

The key to successful ventriloquism is creating a believable character. This involves developing the puppet's personality, voice, and mannerisms.

- **Personality:** Your puppet's personality should be unique and engaging. Consider the puppet's background, motivations, and interests. A puppet with a strong personality will be more memorable and entertaining to audiences.
- **Voice:** The puppet's voice should be distinct from your own. Experiment with different pitches, accents, and vocal effects until you find a voice that suits the character.
- **Mannerisms:** Your puppet's mannerisms should be consistent with its personality. Practice giving your puppet a unique way of walking, talking, and interacting with others.

Chapter 4: Creating a Ventriloquism Act

Once you've developed your character, it's time to start creating a ventriloquism act. This involves writing a script, rehearsing your performance, and designing your costumes and props.

1. **Writing a script:** Your script should be well-written and engaging. It should include a clear beginning, middle, and end. Consider using humor, storytelling, and audience interaction to keep your audience entertained.
2. **Rehearsing your performance:** Practice your performance until you can do it with ease and confidence. Make sure your timing is precise and your movements are fluid.


3. **Designing your costumes and props:** Your costumes and props should complement your character and the theme of your act. Consider using simple materials that are easy to transport and set up.

Chapter 5: Performing Your Act

Now it's time to share your ventriloquism skills with the world! Here are some tips for performing your act:

- **Be confident:** Believe in yourself and your ability to entertain your audience. Confidence will shine through in your performance.
- **Interact with your audience:** Make eye contact with your audience and involve them in your act. Ask them questions, tell jokes, and encourage them to participate.
- **Be prepared:** Know your material inside and out. This will give you the confidence to handle any unexpected situations that may arise during your performance.

Learning ventriloquism is a rewarding and challenging experience. With practice and dedication, you can develop the skills necessary to create memorable and entertaining performances. So grab a puppet and start practicing today! Who knows, you may just be the next ventriloquism superstar.




The Complete Idiot's Guide to Ventriloquism by Taylor Mason

★★★★☆ 4.5 out of 5

Language : English
File size : 1097 KB
Text-to-Speech : Enabled
Screen Reader : Supported
Enhanced typesetting : Enabled
Word Wise : Enabled
Print length : 323 pages

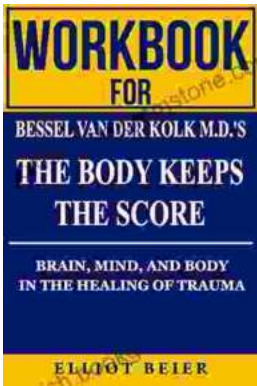
FREE

DOWNLOAD E-BOOK



Barn Find Road Trip: Unearthing Hidden Automotive Treasures

In the realm of automotive enthusiasts, there exists an almost mythical allure to the concept of barn finds - classic or unique cars that have been left...



Workbook for Bessel van der Kolk's "The Body Keeps the Score": A Comprehensive Guide to Healing Trauma through Mind-Body Integration

Trauma is a pervasive issue that affects millions of people worldwide. Bessel van der Kolk's groundbreaking book, "The Body Keeps the Score," has revolutionized our...