

The Ultimate Guide to Learn Everything You Need to Know About Cricut Tips

Cricut machines are versatile tools that can be used for a wide variety of DIY projects, from simple vinyl cuts to intricate paper designs. Whether you're a beginner or an experienced user, there's always something new to learn about Cricut machines.



Cricut: The Ultimate guide to Learn Everything You Need to Know about Cricut + Tips, Tricks and DIY Project Ideas by Ketut Suasti

★★★★☆ 4.4 out of 5

Language : English
File size : 8005 KB
Text-to-Speech : Enabled
Screen Reader : Supported
Enhanced typesetting: Enabled
Print length : 91 pages
Lending : Enabled



In this guide, we'll cover everything you need to know about Cricut machines, from choosing the right machine for your needs to troubleshooting common problems. We'll also share tips and tricks for getting the most out of your Cricut machine.

Choosing the Right Cricut Machine

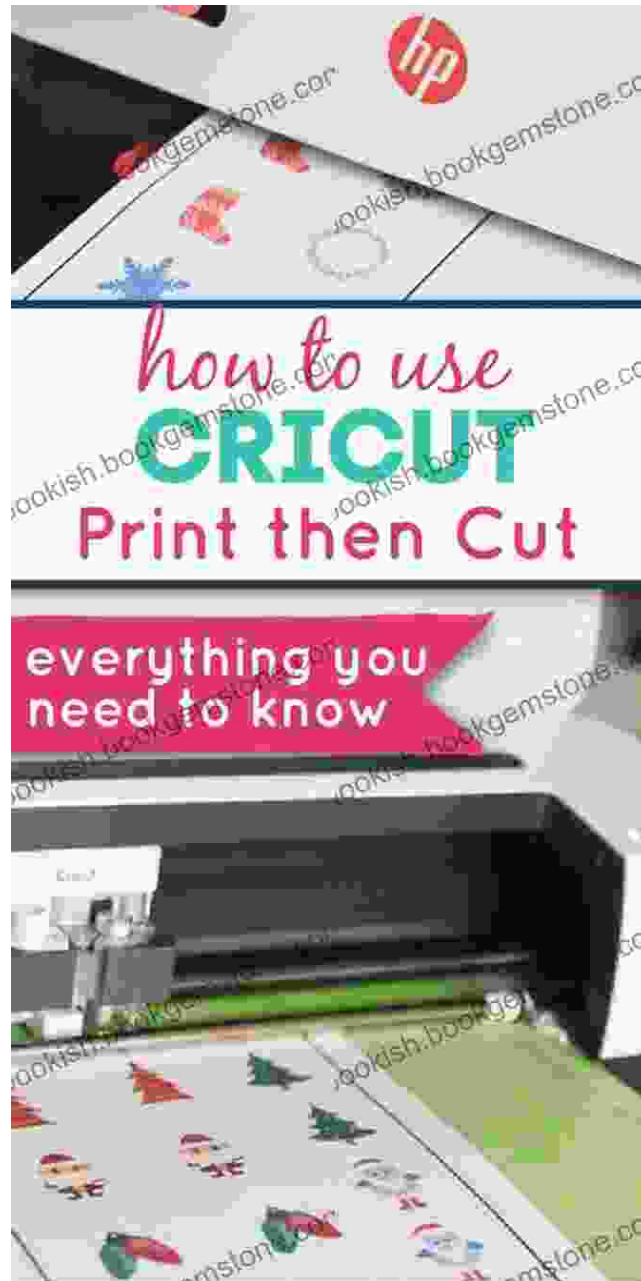
The first step to using a Cricut machine is choosing the right machine for your needs. There are several different Cricut machines available, each

with its own unique features and capabilities.

If you're just starting out with Cricut machines, the Cricut Joy is a great option. It's the most affordable Cricut machine and it's perfect for small projects.

If you're looking for a more versatile machine, the Cricut Explore Air 2 is a good choice. It can cut a wider variety of materials than the Cricut Joy and it has a larger cutting area.

If you're a serious crafter, the Cricut Maker is the best choice. It's the most powerful Cricut machine and it can cut a wide variety of materials, including thick materials like wood and leather.



Getting Started with Your Cricut Machine

Once you've chosen the right Cricut machine for your needs, you'll need to get it set up and started. The following steps will help you get started with your Cricut machine:

1. Unbox your Cricut machine and remove all of the packaging materials.

2. Place your Cricut machine on a flat, stable surface.
3. Connect your Cricut machine to your computer via USB cable.
4. Download and install the Cricut Design Space software.
5. Create a new project in Cricut Design Space.
6. Select the material you want to cut and load it onto the cutting mat.
7. Send your project to your Cricut machine.



Tips and Tricks for Using Your Cricut Machine

Once you've got the basics down, you can start to explore the many possibilities that Cricut machines offer. Here are a few tips and tricks to help you get the most out of your Cricut machine:

- Use high-quality materials for best results.
- Make sure your cutting mat is sticky enough to hold your material in place.
- Use the correct blade for the material you're cutting.
- Adjust the pressure and speed settings on your Cricut machine according to the material you're cutting.
- Test your cuts on scrap material before cutting your final project.
- Be patient and take your time when using your Cricut machine.



Troubleshooting Common Cricut Problems

Even the most experienced Cricut users run into problems from time to time. Here are some tips for troubleshooting common Cricut problems:

- If your Cricut machine is not cutting through your material, try adjusting the pressure and speed settings.

- If your Cricut machine is cutting your material too deeply, try using a lighter blade.
- If your Cricut machine is not cutting your material at all, check to make sure that the blade is sharp and that the cutting mat is sticky enough.
- If your Cricut machine is making a strange noise, try unplugging it and then plugging it back in.
- If you're still having problems with your Cricut machine, contact Cricut customer support.



Cricut machines are powerful tools that can be used to create a wide variety of DIY projects. Whether you're a beginner or an experienced user, there's always something new to learn about Cricut machines. By following the tips and tricks in this guide, you can get the most out of your Cricut machine.




Cricut: The Ultimate guide to Learn Everything You Need to Know about Cricut + Tips, Tricks and DIY

Project Ideas by Ketut Suasti

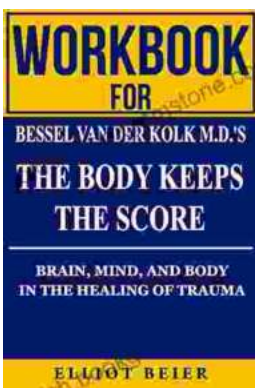
★★★★☆ 4.4 out of 5

Language : English
File size : 8005 KB
Text-to-Speech : Enabled
Screen Reader : Supported
Enhanced typesetting : Enabled
Print length : 91 pages
Lending : Enabled



Barn Find Road Trip: Unearthing Hidden Automotive Treasures

In the realm of automotive enthusiasts, there exists an almost mythical allure to the concept of barn finds - classic or unique cars that have been left...



Workbook for Bessel van der Kolk's "The Body Keeps the Score": A Comprehensive Guide to Healing Trauma through Mind-Body Integration

Trauma is a pervasive issue that affects millions of people worldwide. Bessel van der Kolk's groundbreaking book, "The Body Keeps the Score," has revolutionized our...

